

(19) World Intellectual Property Organization
International Bureau



(43) International Publication Date
3 March 2011 (03.03.2011)

PCT

(10) International Publication Number
WO 2011/023970 A1

(51) International Patent Classification:
A61K 31/352 (2006.01) *A61P 31/00* (2006.01)

(21) International Application Number:
PCT/GB2010/001641

(22) International Filing Date:
27 August 2010 (27.08.2010)

(25) Filing Language: English

(26) Publication Language: English

(30) Priority Data:
0914966.7 27 August 2009 (27.08.2009) GB

(71) Applicant (for all designated States except US): **NA-TRACINE UK LIMITED** [GB/GB]; Legh Coach House, Wilmslow Road, Mottram St Andrew, Macclesfield, Cheshire SK10 4QH (GB).

(72) Inventor; and

(75) Inventor/Applicant (for US only): **LEIVERS, Stephen, William** [GB/GB]; 23 Gaynor Close, Wymondham, Norfolk NR18 OEA (GB).

(74) Agent: **WHITE, Nicholas John**; Tangible IP Limited, Bramley House, 22 Otley Road, Harrogate HG20DN (GB).

(81) Designated States (unless otherwise indicated, for every kind of national protection available): AE, AG, AL, AM, AO, AT, AU, AZ, BA, BB, BG, BH, BR, BW, BY, BZ, CA, CH, CL, CN, CO, CR, CU, CZ, DE, DK, DM, DO, DZ, EC, EE, EG, ES, FI, GB, GD, GE, GH, GM, GT, HN, HR, HU, ID, IL, IN, IS, JP, KE, KG, KM, KN, KP, KR, KZ, LA, LC, LK, LR, LS, LT, LU, LY, MA, MD, ME, MG, MK, MN, MW, MX, MY, MZ, NA, NG, NI, NO, NZ, OM, PE, PG, PH, PL, PT, RO, RS, RU, SC, SD, SE, SG, SK, SL, SM, ST, SV, SY, TH, TJ, TM, TN, TR, TT, TZ, UA, UG, US, UZ, VC, VN, ZA, ZM, ZW.

(84) Designated States (unless otherwise indicated, for every kind of regional protection available): ARIPO (BW, GH, GM, KE, LR, LS, MW, MZ, NA, SD, SL, SZ, TZ, UG, ZM, ZW), Eurasian (AM, AZ, BY, KG, KZ, MD, RU, TJ, TM), European (AL, AT, BE, BG, CH, CY, CZ, DE, DK, EE, ES, FI, FR, GB, GR, HR, HU, IE, IS, IT, LT, LU, LV, MC, MK, MT, NL, NO, PL, PT, RO, SE, SI, SK, SM, TR), OAPI (BF, BJ, CF, CG, CI, CM, GA, GN, GQ, GW, ML, MR, NE, SN, TD, TG).

Published:

— with international search report (Art. 21(3))

(54) Title: FULVIC ACID COMPOSITIONS AND THEIR USE

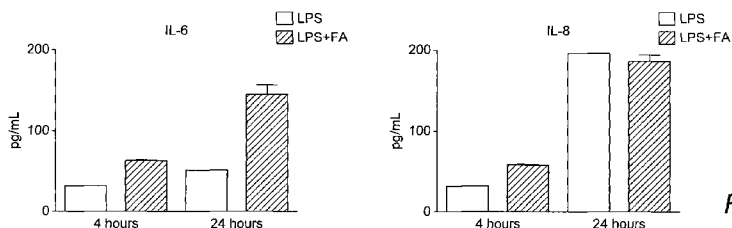


FIG. 3

(57) Abstract: Carbohydrate-derived fulvic acid (CHD-FA), a salt, ester or derivative thereof for use in the prevention, treatment or inhibition of infection by oral pathogens in a mammal, compositions, particularly compositions suitable for oral administration, comprising the same.

WO 2011/023970 A1

FULVIC ACID COMPOSITIONS AND THEIR USE

FIELD OF INVENTION

- 5 [0001] This invention relates to a use of fulvic acid in the prevention and treatment of infection by oral pathogens.

BACKGROUND OF THE INVENTION

- 10 [0002] Fulvic acid (FA) is a humic substance along with humic acid and humin that is formed during the decay of organic matter (MacCarthy et al., 1985). These substances are characterised on the basis of their solubility in water as a function of pH and FA is the fraction that is soluble in water under all pH conditions. In general, FA is also lower in molecular size and weight and
15 lower in colour intensity than the humic acids.

- [0003] Although soil and water naturally contain low levels of FA, this is difficult to isolate. Wet oxidation of bituminous coal, as described in US Patent No. 4,912,256 yields oxifulvic acids. Use of these oxifulvic acids for treatment
20 of inflammation, acne, eczema, bacterial, fungal and viral infections has been described in US Patent Nos. 4,999,202 and 5,204,368 and International Patent Publication No. WO00/19999. However, oxifulvic acids contain high concentrations of heavy metals, including mercury, aluminium, chromium, lead and cadmium and are therefore not appropriate for use in medical,
25 pharmaceutical and cosmetic preparations.

- [0004] Carbohydrate sources such as saccharides including glucose, sucrose and fructose, starches and cellulose can also be treated by wet oxidation and produce a carbohydrate derived fulvic acid composition. This
30 carbohydrate derived fulvic acid is suitable for use in medical, pharmaceutical and cosmetic preparations as it contains only a low content of the harmful elements. International Patent Publication No. WO2007/125492 describes the

carbohydrate derived fulvic acid composition and a method for producing the composition (hereinafter referred to as CHD-FA).

DISCLOSURE OF THE INVENTION

5

[0005] It has been found that fulvic acid as described and claimed in International Patent Publication No. WO 2007/125492 (CHD-FA), a salt, ester or derivative thereof is effective in preventing, treating or inhibiting infection by oral pathogens in mammals.

10

[0006] Thus, the invention provides, according to one aspect, CHD-FA, a salt, ester, or derivative thereof for use in the prevention, treatment or inhibition of infection by oral pathogens in a mammal, which may be human or animal.

15

[0007] The CHD-FA, salt, ester or derivative thereof may be administered in an amount from about 8% to 60% v/v of CHD-FA in an oral formulation. Preferably, the amount is about 35% v/v of CHD-FA in an oral formulation.

20

[0008] The CHD-FA, salt, ester or derivative thereof can have any pH, from acid to basic. For example, the pH of the CHD-FA can be raised by converting the acid into a salt, such as the sodium or potassium salt. This may be achieved by adding a suitable hydroxide to the CHD-FA.

25

[0009] According to a further embodiment of the invention, there is provided a composition comprising CHD-FA, salt, ester or derivative thereof and a suitable carrier for oral administration.

30

[0010] The composition may be in the form of a mouthwash, toothpaste, denture cleanser, impregnated dental floss or dental tape, endodontic irrigant or the like. The CHD-FA, salt, ester or derivative thereof may be an active ingredient or an adjuvant. The composition may further comprise flavourants and the like.

[0011] According to a further aspect of the invention, there is provided a method of preventing, treating or inhibiting infection by oral pathogens in a mammal including the step of administering an effective amount of the CHD-FA, salt, ester or derivative thereof to the mammal.

5

[0012] The administration will be oral. For human administration, the CHD-FA, salt, ester or derivative thereof may be formulated into a form such as a mouthwash, toothpaste, denture cleanser, impregnated dental floss or dental tape, endodontic irrigant or the like. The CHD-FA, salt, ester or derivative thereof may be the active ingredient or an adjuvant. The formulated form may further comprise flavourants and the like.

10

BRIEF DESCRIPTION OF THE DRAWINGS

Figure 1 shows the effectiveness of CHD-FA in killing oral biofilms in comparison to other treatments i.e. Tea Tree Oil and the commercially available products, Oral B and Corsodyl.

15

Figure 2 shows the relative lack of toxicity of CHD-FA when applied to the OKF6 cell line.

Figure 3 shows the immuno-modulatory effect of CHD-FA on IL-6 and IL-8.

Figure 4 shows the relative lack of toxicity of CHD-FA compared to Chlorhexadine, an ingredient commonly used to treat oral pathogens.

20

DESCRIPTION OF PREFERRED EMBODIMENTS

[0013] CHD-FA, a salt, ester or derivative thereof for use in a method of preventing, treating or inhibiting infection by oral pathogens in mammals is described herein.

25

[0014] The optimal dose of the CHD-FA, a salt, ester or derivative thereof is an amount of about 35% of CHD-FA in an oral formulation maintained in the mouth for about 60 seconds. However a range of from about 8% to about 60%

30

v/v CHD-FA in an oral formulation maintained in the mouth from about 30 seconds to about 60 seconds could also be used.

5 [0015] The CHD-FA, salt, ester or derivative thereof can have any pH, from acid to basic. For example, the pH of the CHD-FA can be raised by converting the acid into a salt, such as the sodium or potassium salt. This may be achieved by adding a suitable hydroxide to the CHD-FA.

10 [0016] The administration would generally be oral. Typically, the CHD-FA, salt, ester or derivative thereof would be formulated into a form such as a mouthwash, toothpaste, denture cleanser, impregnated dental floss or dental tape, or endodontic irrigant or the like, with the CHD-FA, salt, ester or derivative thereof as the active ingredient, or an adjuvant. Additional ingredients, including flavourants may also be included in the oral formulation.

15 [0017] An *in vitro* study was conducted to evaluate the antimicrobial activity of CDH-FA against a range of oral pathogens associated with caries, periodontal disease, endodontic infection and soft tissue infections. In addition, the toxicological properties of the compound were evaluated.

20 [0018] The following example is for the purpose of illustration only and is not to be construed as limiting on the invention in any way.

EXAMPLES

25

Methods

30 [0019] A panel of oral pathogens, including Gram-positive, Gram-negative and yeasts were grown planktonically and tested with CHD-FA using standardised CLSI methodology. In addition, biofilm populations were grown using a 96-well peg plate method, challenged with CHD-FA, and the sessile MIC's evaluated. Static and cidal activity was assessed. A TR146 oral epithelial cell line was used to assess the toxicity of CHD-FA using both metabolic (XTT) and LDH assays.

35

Results

[0020] CHD-FA (0.5% active matter) was effective against the entire panel of planktonic Gram positive, Gram negative bacteria and yeasts, which
5 included *Streptococcus mutans*, *Porphyromonas gingivalis* and *Candida albicans*, and it was shown to exhibit cidal activity.

[0021] Against biofilms the CHD-FA was less effective, with a range of activity of 2- \geq 4% active matter. However, CHD-FA was shown to be more
10 effective in killing oral biofilms in comparison to other treatments i.e. Tea Tree Oil and the commercially available products, Oral B and Corsodyl as illustrated in Figure 1.

[0022] In addition, CHD-FA was shown to be relatively non-toxic when
15 applied to the OKF6 cell line (see Figure 2). When the cell line was exposed a concentration of 0.5% active matter CHD-FA, the planktonic MIC, it did not exhibit any cellular toxicity by either assay. Furthermore, CHD-FA is relatively non-toxic compared to Chlorhexadine, an ingredient commonly used to treat oral pathogens (see Figure 4).

20 **[0023]** As indicated in Figure 3, CHD-FA was shown to have an immune-modulatory effect on the cytokine IL-6 and the chemokine IL-8 which are often associated with inflammation.

25 **[0024]** As shown in Table 1, when the efficacy of CHD-FA is compared to the natural product Tea Tree Oil, or existing over-the counter products, Oral B and Corsodyl, we see that CHD-FA is superior to all the other treatments for a range of oral pathogens.

30 **[0025]** The values in percent in the Figures refers to % active matter.

35

Table 1: Efficacy of CHD-FA against a range of oral pathogens

DRUG	NATURALS												OTC's					
	Fulvic Acid %				Tea Tree Oil %				Oral B %				Corsodyl® %					
	PMIC	PMBC	SMIC	PMIC	PMBC	SMIC	PMIC	PMBC	SMIC	PMIC	PMBC	SMIC	PMIC	PMBC	SMIC			
Bacterium																		
<i>S. sanguinis</i>	0.0625	0.0625	0.25	>10	>10	10	0.3125	5	10	0.3125	0.625	0.3125	0.625	5				
<i>S. salivarius</i>	0.0625	0.125	0.25	>10	>10	>10	>10	>10	>10	>10	0.3125	0.3125	0.3125	5				
<i>S. mutans</i>	0.125	0.25	0.25	>10	>10	>10	2.5	>10	>10	0.3125	0.625	0.3125	0.625	5				
<i>E. faecalis</i>	0.125	0.25	0.25	>10	>10	>10	1.25	2.5	10	0.3125	>10	0.3125	>10	5				
<i>Aggregatibacter actinomycetemcomitans</i>	0.0625	0.125	0.25	>10	>10	>10	0.625	5	>10	0.625	0.625	0.625	0.625	10				
<i>F. nucleatum</i>	0.0625	0.0625	1.25	>10	>10	5	2.5	2.5	0.625	2.5	2.5	2.5	2.5	0.3125				
<i>P. gingivalis</i>	0.03125	0.25	0.25	>10	>10	10	10	>10	1.25	1.25	1.25	1.25	1.25	1.25				
<i>C. albicans</i>	0.125	0.125	0.25	0.625	2.5	>10	0.156	0.156	5	0.625	1.25	0.625	1.25	5				
<i>C. glabrata</i>	0.125	0.125	0.25	0.625	>10	0.25	0.156	0.3125	2.5	0.625	1.25	0.625	1.25	5				
<i>C. tropicalis</i>	0.03125	0.125	0.25	0.3125	>10	5	0.078	0.078	2.5	0.3125	0.3125	0.3125	0.3125	2.5				

Conclusions

[0026] This study has shown that the natural antimicrobial CHD-FA is
5 non-toxic and has cidal activity against a range of microbes associated with a
variety of oral diseases. Therefore, as a mouthwash, this product has potential
as an adjunct to mechanical disruption to minimise the microbial burden in the
oral cavity, subject to further studies.

Claims:

- 5 1 Carbohydrate-derived fulvic acid (CHD-FA), a salt, ester or derivative thereof for use in the prevention, treatment or inhibition of infection by oral pathogens in a mammal.
- 2 CHD-FA according to claim 1, wherein the mammal is human.
- 10 3 A composition comprising CHD-FA, a salt, ester or derivative thereof for use in the prevention, treatment or inhibition of infection by oral pathogens.
- 4 A composition according to claim 3, in which the CHD-FA, a salt, ester or derivative thereof is present in an amount from about 8% to 60% v/v.
- 15 5 A composition according to claim 4, in which the amount is about 35% v/v.
- 6 A composition comprising CHD-FA, a salt, ester or derivative thereof and a suitable carrier for oral administration.
- 20 7 A composition according to claim 6, in the form of a mouthwash.
- 8 A composition according to claim 6, in the form of a toothpaste.
- 25 9 A composition according to claim 6, in the form of impregnated dental floss or dental tape.
- 10 A composition according to claim 6, in th form of an endodontic irrigant.
- 30 11 A composition according to any one of claims 6 to 10, in which the CHD-FA, salt, ester or derivative thereof is an active ingredient.
- 12 A composition according to any one of claims 6 to 11, in which the CHD-FA, salt, ester or derivative thereof is an adjuvant.
- 35 13 A composition according to any one of claims 6 to 12, further comprising flavourants.
- 40 14 A method of preventing, treating or inhibiting infection by oral pathogens in a mammal including the step of administering an effective amount of CHD-FA, a salt, ester or derivative thereof to the mammal.




FIG. 1

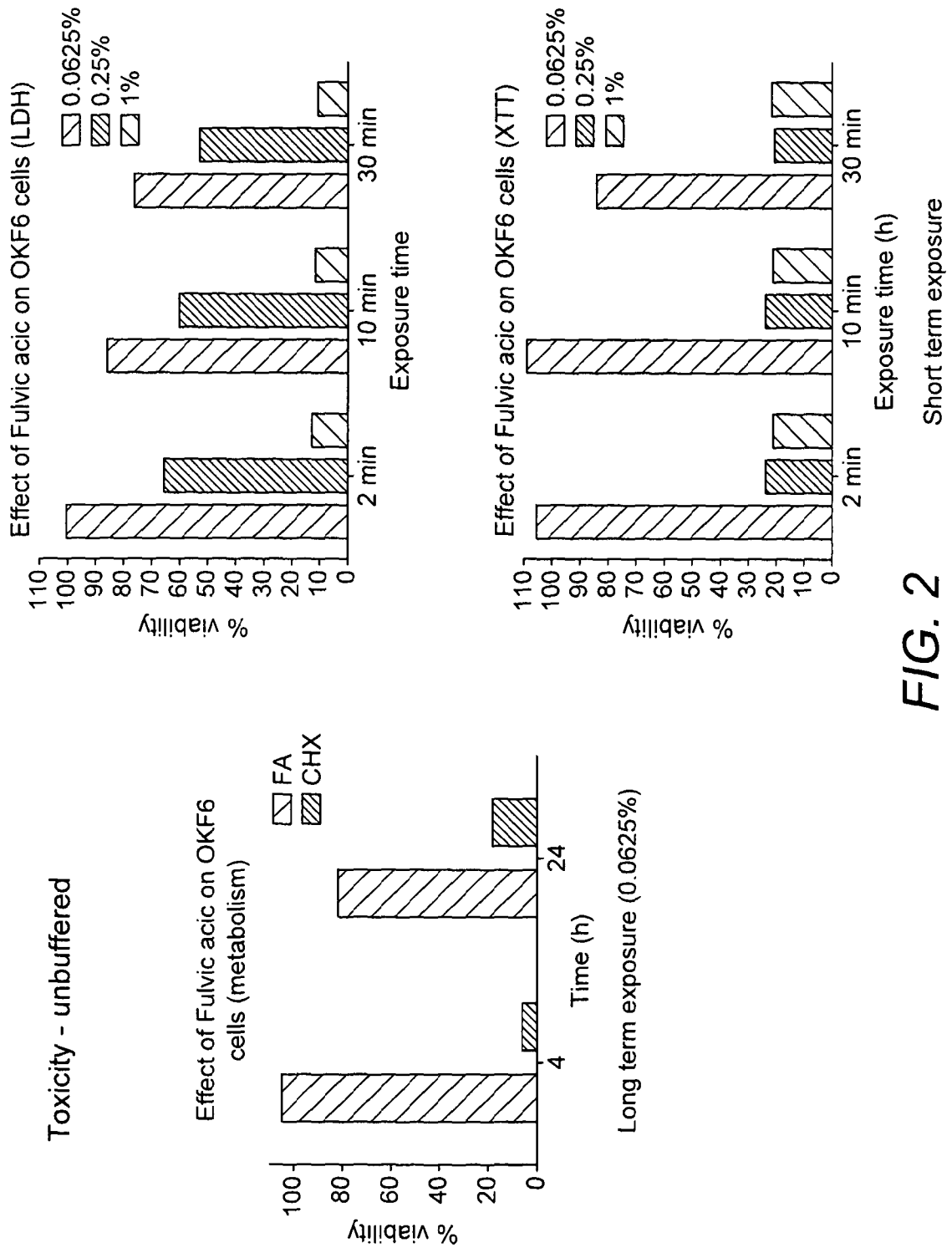


FIG. 2

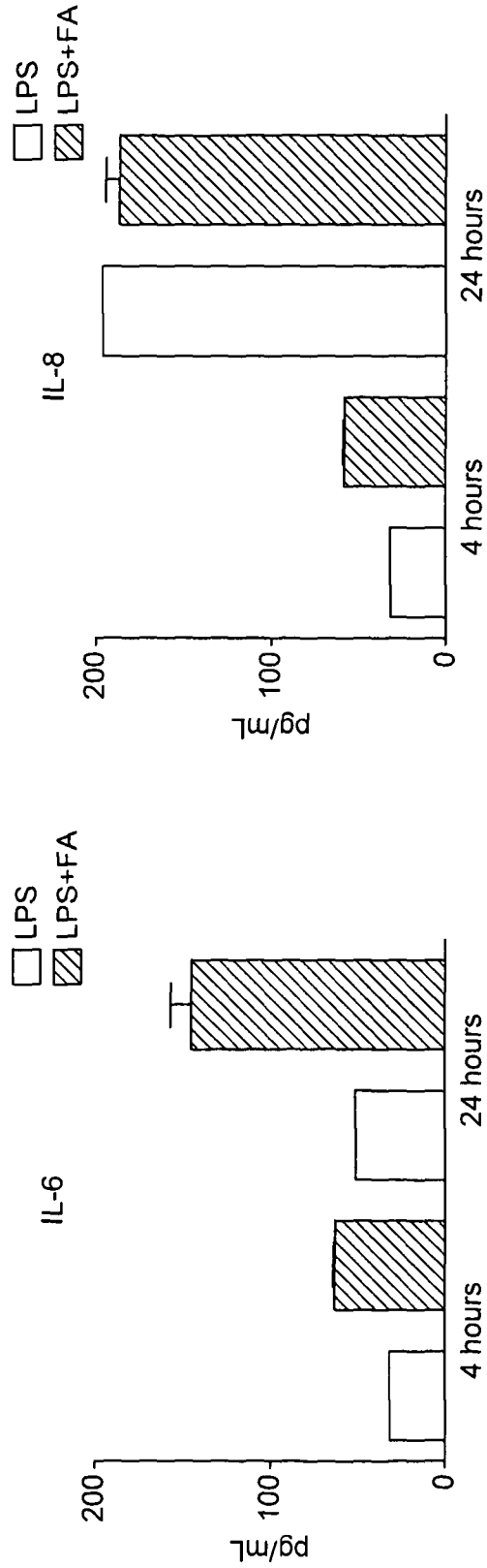

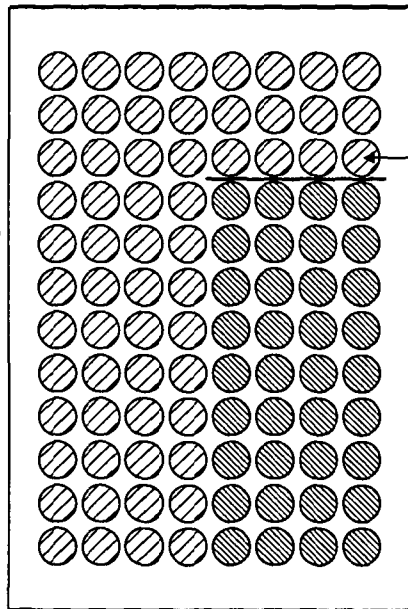



FIG. 3

Toxicity - buffered (pH 7.0)

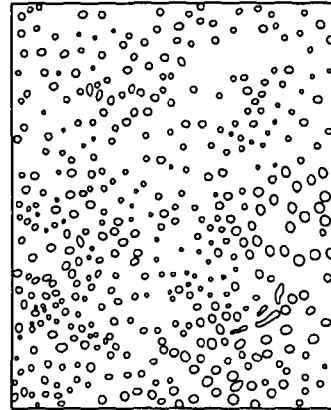
1% → serial doubling dilutions



Untreated



Fulvic acid



CHX

FIG. 4

INTERNATIONAL SEARCH REPORT

International application No
PCT/GB2010/001641

A. CLASSIFICATION OF SUBJECT MATTER
 INV. A61K31/352 A61P31/00
 ADD.

According to International Patent Classification (IPC) or to both national classification and IPC

B. FIELDS SEARCHED
 Minimum documentation searched (classification system followed by classification symbols)
 A61K

Documentation searched other than minimum documentation to the extent that such documents are included in the fields searched

Electronic data base consulted during the international search (name of data base and, where practical, search terms used)
 EPO-Internal, EMBASE, CHEM ABS Data, WPI Data, BIOSIS

C. DOCUMENTS CONSIDERED TO BE RELEVANT

Category*	Citation of document, with indication, where appropriate, of the relevant passages	Relevant to claim No.
X	WO 2007/125492 A2 (PFEINSMITH S A PTY LTD [ZA]; LOXTON EARLE JOHN [ZA]; MALAN RUDOLPH JOH) 8 November 2007 (2007-11-08) page 3, paragraph 5 page 12, lines 21-24	1-3,6, 11,12,14
X	WO 2007/102813 A1 (ADVANTAGE MARKETING INC [US]; DAY KENNETH S [US]; HANSEN GEORGE A [US]) 13 September 2007 (2007-09-13) claims 15-17,23,24; examples 8,16	6,8, 10-13
X	WO 00/19999 A1 (ENERKOM PTY LTD [ZA]; DEKKER JOHANNES [ZA]; MEDLEN CONSTANCE ELIZABETH) 13 April 2000 (2000-04-13) claims 8,9	1-3,6, 11-14
	----- -/--	

Further documents are listed in the continuation of Box C. See patent family annex.

* Special categories of cited documents :

"A" document defining the general state of the art which is not considered to be of particular relevance

"E" earlier document but published on or after the international filing date

"L" document which may throw doubts on priority claim(s) or which is cited to establish the publication date of another citation or other special reason (as specified)

"O" document referring to an oral disclosure, use, exhibition or other means

"P" document published prior to the international filing date but later than the priority date claimed

"T" later document published after the international filing date or priority date and not in conflict with the application but cited to understand the principle or theory underlying the invention

"X" document of particular relevance; the claimed invention cannot be considered novel or cannot be considered to involve an inventive step when the document is taken alone

"Y" document of particular relevance; the claimed invention cannot be considered to involve an inventive step when the document is combined with one or more other such documents, such combination being obvious to a person skilled in the art.

"&" document member of the same patent family

Date of the actual completion of the international search 30 November 2010	Date of mailing of the international search report 07/12/2010
--	---

Name and mailing address of the ISA/ European Patent Office, P.B. 5818 Patentlaan 2 NL - 2280 HV Rijswijk Tel. (+31-70) 340-2040, Fax: (+31-70) 340-3016	Authorized officer Allnutt, Sarah
--	---

INTERNATIONAL SEARCH REPORT

International application No
PCT/GB2010/001641

C(Continuation). DOCUMENTS CONSIDERED TO BE RELEVANT

Category*	Citation of document, with indication, where appropriate, of the relevant passages	Relevant to claim No.
X,P	WO 2009/147635 A1 (PFEINSMITH S A PTY LTD [ZA]; FERNANDES ANTONIO CELESTINO [ZA]; MEDLEN) 10 December 2009 (2009-12-10) page 2, line 17; claims 1,16,22 -----	1-3,6, 11,12,14

INTERNATIONAL SEARCH REPORT

Information on patent family members

International application No

PCT/GB2010/001641

Patent document cited in search report	Publication date	Patent family member(s)	Publication date
WO 2007125492	A2	08-11-2007	CN 101437509 A 20-05-2009
			EP 2023916 A2 18-02-2009
			RU 2008147213 A 10-06-2010

WO 2007102813	A1	13-09-2007	NONE

WO 0019999	A1	13-04-2000	AT 410158 T 15-10-2008
			AT 410159 T 15-10-2008
			AT 410160 T 15-10-2008
			AT 336997 T 15-09-2006
			AU 766198 B2 09-10-2003
			AU 5992399 A 26-04-2000
			DE 69932939 T2 07-12-2006
			EP 1126837 A1 29-08-2001
			JP 2002526407 T 20-08-2002
			US 6569900 B1 27-05-2003

WO 2009147635	A1	10-12-2009	NONE
